









DEPARTMENT OF SCHOOL ADMINISTRATION	PCI FORM 4 – 1 Due annually October 31st	 VIRGINIA BEACH CITY PUBLIC SCHOOLS AHEAD OF THE CURVE
--	--	---

Plan for Continuous Improvement	SCHOOL: Floyd E. Kellam High School	DATE: 10/30/07
--	--	-----------------------

SCHOOL MISSION STATEMENT Kellam High School will provide a positive, safe school environment where students, teachers, parents, and community will accept responsibility for learning skills to meet present as well as future challenges.

<input type="checkbox"/> SACS <input type="checkbox"/> SOA <input type="checkbox"/> HSTW	<input type="checkbox"/> TITLE I <input type="checkbox"/> OTHER GRANT <input type="checkbox"/> Other _____	Virginia SOA Requirements 1. Student Achievement 2. Student / staff Attendance 3. Drop-out Rate 4. Staff Development	Virginia Beach City Public Schools values Youth, Commitment, Compassion, Integrity, Positivity, Respect, Wisdom, and Work Ethic.
--	--	---	--

**VBCPS Goals for 2001 – 2007
Framework for the Future of Schools**

 Expanded Instructional Opportunities Through Data-Driven Curriculum	 Effective, Efficient Use of Resources to Create Quality Educational Opportunities	 Quality Work Force: Trained and Accountable for Performance	 Recognition of Our Diversity – Respect for All People
 Safe Schools and Effective, Well-Disciplined Environment	 Technology Integrated Into Our Curriculum and Instruction	 Meaningful Involvement of Community, Parents, and Partners	

Demographic Overview (Attach School Report Card and School Profile Sheet)

Floyd E. Kellam High School, opened in 1962, serves the largest geographical area of any school in the city of Virginia Beach. The boundaries run from the highly populated General Booth corridor south to the North Carolina line and from Landstown east to Back Bay and the Atlantic Ocean. The student population is comprised of 82.6 percent Caucasian students, 9 percent African-American students, 3.6 percent Hispanic, 2 percent Asian/Pacific Islander and less than one percent American Indian students. With additions to Landstown and Ocean Lakes high schools and redistricting, our student population is now 1,982. However, Kellam is the only school which is projected to increase in student population due to new housing projects.

KELLAM HIGHLIGHTS

Academic

Forty-eight percent of the graduating class made honor roll for the school year.

A record 65 students were named AP Scholars.

The AP Psychology students won the city-wide Psychology Bowl for the 7th straight year.

Kellam's music department was recognized as a Blue Ribbon school by the Virginia Music Educators Association.

Kellam's Literary Arts Magazine, Knightwriter, earned a 2nd place ranking from the VHSL.

Kellam's Yearbook, Challenger, earned a 2nd place ranking from the VHSL.

Community

The Kellam Thespian society won the Cornucopia Award for collecting the most food in the nation for the Trick or Treat so Kids Can Eat program.

Sports

The girls' softball team won the state championship.

Post-season tournament play contenders included: golf, girls' volleyball, boys' soccer, gymnastics and wrestling.

The school won the Wachovia VHSL Sportsmanship/Ethics/Integrity award.

The school placed third in the state in Wachovia Cup standings.

PLAN

VBCPS Plan for Continuous Improvement

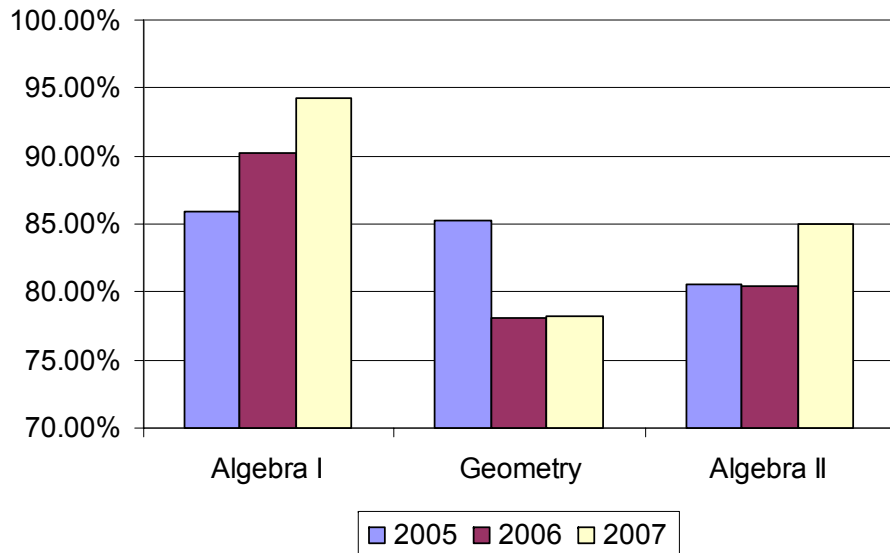
Review and Analysis of Results

School: Floyd E. Kellam High School

DATE: 10/31/07

Review

(Objective data, qualitative indicators, trends and comparisons)



Analysis

(Identify gaps and list priorities)

Kellam's Algebra pass rates have continued to increase over the previous three years while Geometry pass rates have fallen.

Priority: Increase Geometry pass rates to at least 85% by integrating technology into instruction.

PLAN

VBCPS Plan for Continuous Improvement

Review and Analysis of Results

School: Floyd E. Kellam High
School

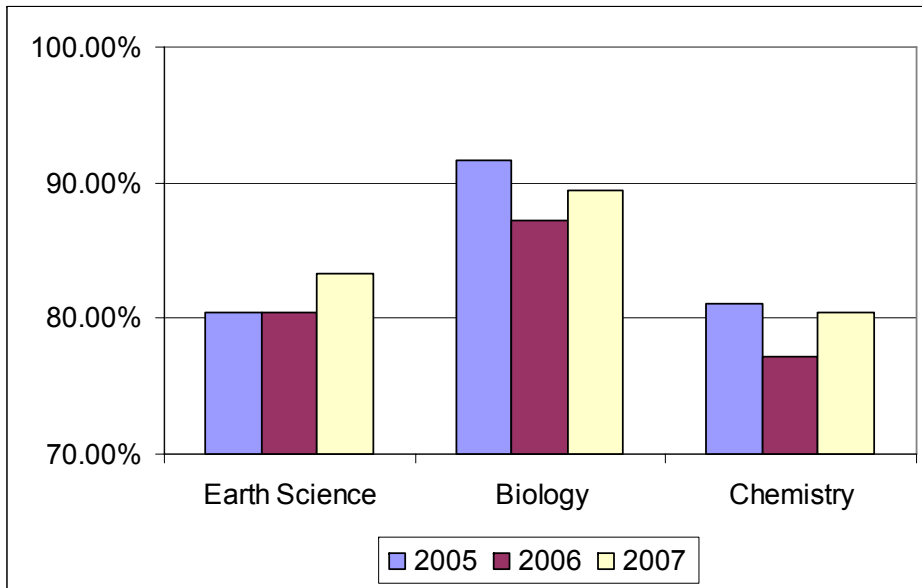
DATE: 10/31/07

Review

(Objective data, qualitative indicators, trends and comparisons)

Analysis

(Identify gaps and list priorities)



Even though Kellam's chemistry pass rate increased to 80.37% in Spring 2007, it remains below the division average.

Priority: Increase chemistry pass rate to meet or exceed the division average of 91%.

PLAN

VBCPS Plan for Continuous Improvement

Review and Analysis of Results

School: Floyd E. Kellam High School

DATE: 10/31/07

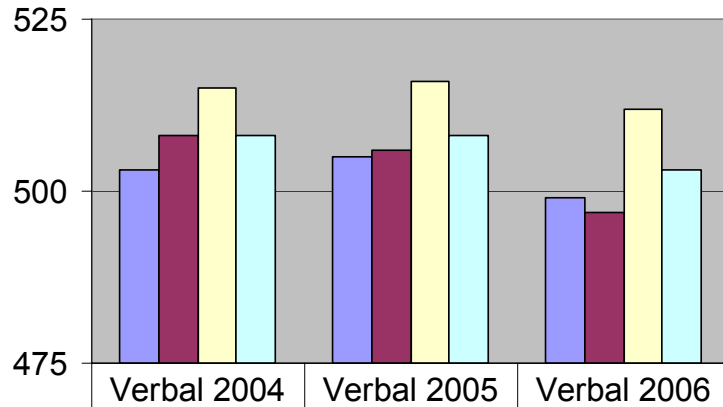
Review

(Objective data, qualitative indicators, trends and comparisons)

Analysis

(Identify gaps and list priorities)

Average Critical Reading Score



	Verbal 2004	Verbal 2005	Verbal 2006
Kellam	503	505	499
Virginia Beach	508	506	497
Virginia	515	516	512
USA	508	508	503

Kellam's 2006 average SAT critical reading score is above the division's average, but below both the state and national average

Priority: To raise the average scores to the meet or exceed the 2006 state level of 512.

PLAN

VBCPS Plan for Continuous Improvement

Review and Analysis of Results

School: Floyd E. Kellam High School

DATE: 10/31/07

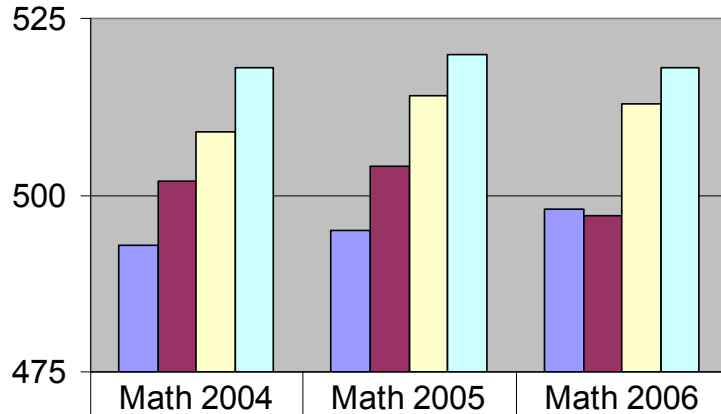
Review

(Objective data, qualitative indicators, trends and comparisons)

Analysis

(Identify gaps and list priorities)

Average Math Score



	Math 2004	Math 2005	Math 2006
Kellam	493	495	498
Virginia Beach	502	504	497
Virginia	509	514	513
USA	518	520	518

Kellam's 2006 average SAT math score is below both the state and national average

Priority: To raise the average scores to the meet or exceed the 2006 state level of 513.

PLAN

VBCPS Plan for Continuous Improvement

Review and Analysis of Results

School: Floyd E. Kellam High School

DATE: 10/31/07

Review

(Objective data, qualitative indicators, trends and comparisons)

Analysis

(Identify gaps and list priorities)

	Advanced Placement	Number of AP Courses Taken by Students	Number of Exams Taken
2003-2004	<i>School</i>	629	393
	<i>Division</i>	5,799	4,270
	<i>State</i>	*	62,100
2004-2005	<i>School</i>	672	439
	<i>Division</i>	6,387	4,839
	<i>State</i>	*	70,970
2005-2006	<i>School</i>	666	433
	<i>Division</i>	6,781	5,319
	<i>State</i>	*	80,783

Sixty-five percent of Kellam students enrolled in an AP class took an AP exam in 2005-2006

Priority: To increase that percentage to meet or exceed the division average of 78%

PLAN

VBCPS Plan for Continuous Improvement

Review and Analysis of Results

School: Floyd E. Kellam High School

DATE: 10/31/07

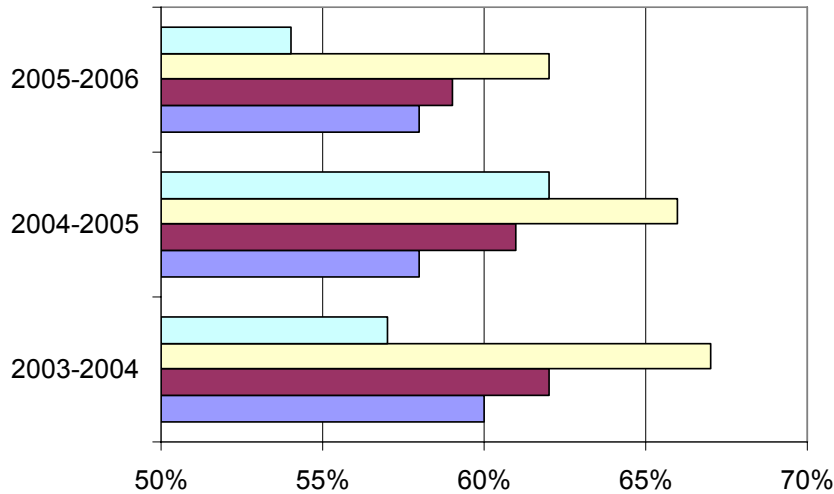
Review

(Objective data, qualitative indicators, trends and comparisons)

Analysis

(Identify gaps and list priorities)

Percentage of Exams with a Score of 3 or Higher



	2003-2004	2004-2005	2005-2006
Kellam	57%	62%	54%
Virginia Beach	67%	66%	62%
Virginia	62%	61%	59%
USA	60%	58%	58%

Fifty-four percent of Kellam's students scored 3 or better on AP tests in 2005-2006.

Priority: To meet or exceed the division average the division average of 62%